

Fitting guide

Large shaped pads

MoliCare® Premium Form

HARTMANN



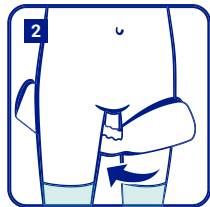
MoliCare® Premium Form (standing position)



Choose close-fitting MoliCare® Premium Fixpants.

Remove pads from packaging at least 1/2 hour before usage.

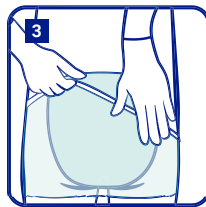
Fold the pad lengthways.



Pull MoliCare® Premium Fixpants as high up between the legs as possible, rolling the waist-band downwards at the same time to form a platform.

Insert between the thighs from the front, with the absorbent and completely white surface next to the skin.

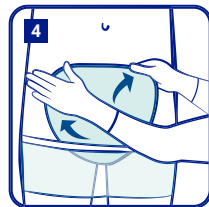
Unfold the MoliCare® Premium Form completely at the rear and ensure that the wetness indicator is in line with the spine.



Pull MoliCare® Premium Fixpants right up and ensure that the pad is completely unfolded at the front.

Check there are no folds in the pad and ensure that the MoliCare® Premium Fixpants and the pad fit snugly.

Ensure the leg openings are comfortably positioned and are not pinching the skin.



MoliCare® Premium Form (lying position)



Choose close-fitting MoliCare® Premium Fixpants.

Remove pads from packaging at least 1/2 hour before usage.

Fold the pad lengthways.



Turn person on their side if they are in a lying position and pull down one side of the MoliCare® Premium Fixpants as much as possible.

Insert between the thighs from the front, with the absorbent and completely white surface next to the skin.

Unfold the MoliCare® Premium Form completely at the rear and ensure that the wetness indicator is in line with the spine.



Pull MoliCare® Premium Fixpants up as much as possible, turn person onto their back and pull the Fixpants over the person's hips after unfolding the front absorbent area.

Check there are no folds in the pad and ensure that the MoliCare® Premium Fixpants and the pad fit snugly.

Ensure the leg openings are comfortably positioned and are not pinching the skin.



MoliCare® Premium Form

For moderate to severe urinary and faecal incontinence.

Absorbency	Code	Working Capacity (ml)	Pack Size	Case Quantity
3	168 403	550	32	4
4	168 404	650	32	4
5	168 405	750	32	4
6	168 406	1050	32	4
7	168 407	1150	32	4
8	168 408	1350	32	4
6 for men	168 401	1150	32	4
8 +Size	168 519	1500	18	4
Stool	168 419	600	32	4

MoliCare® Premium Fixpants

For secure fixation of continence pads.

	Colour	Code	Size	Waist/Hip Measurement (inches)	Waist/Hip Measurement (cm)	Dress Size	Pack Size	Case Quantity
Long leg	Yellow	947 795	Small	16-32	45-80	8	5	60
	Blue	947 796	Medium	24-40	60-100	10-12	5	40
	Brown	947 797	Large	32-48	80-120	14-16	5	40
	Green	947 798	X Large	40-64	100-160	18-20	5	40
	Grey	947 799	XX Large	56-72	140-180	20-24	5	40
	Orange	947 815	XXX Large	63-79	160-200	26-28	5	40
	Purple	947 830	5X Large	79-94	200-240	28+	5	25
Short leg	Yellow	947 759	Small	16-32	45-80	8	5	60
	Blue	947 760	Medium	24-40	60-100	10-12	5	60
	Brown	947 761	Large	32-48	80-120	14-16	5	60
	Green	947 762	X Large	40-64	100-160	18-20	5	60

MoliCare® Fixpants

Unisex fixation of continence pads.

	Colour	Code	Size	Waist/Hip Measurement (inches)	Waist/Hip Measurement (cm)	Dress Size	Pack Size	Case Quantity
Long leg	Blue	947 763	Medium	24-40	60-100	10-12	5	60
	Brown	947 764	Large	32-48	80-120	14-16	5	60
	Green	947 765	X Large	40-64	100-160	18-20	5	60
	Grey	947 766	XX Large	56-72	140-180	20-24	5	60
Short leg	Blue	947 745	Medium	24-40	60-100	10-12	4	100
	Brown	947 746	Large	32-48	80-120	14-16	4	100
	Green	947 747	X Large	40-64	100-160	18-20	4	100

To order additional products, go to www.hartmanndirect.co.uk or call **0800 028 9490**